



ECO Secretariat Staff Papers

Millennium Development Goals in ECO Region: An Overview

Javad Heidari, Programme Officer for HRSD

Disclaimer

The designations employed and the opinions, figures and materials set forth in this publication are the responsibility of the author(s) and do not reflect the views and opinions of the ECO Secretariat.

Millennium Development Goals in ECO Region: An Overview

ABSTRACT

At the dawn of the current century, the Millennium Development Goals (MDGs) established a blueprint for tackling the most pressing development challenges of the world. The end of 2015 was the target date for the MDGs. Progress towards the MDGs was being benchmarked against a set of 21 time-bound targets and 60 indicators addressing extreme poverty and hunger, education, women's empowerment and gender equality, health, environmental sustainability and global partnership. The MDGs were seemingly an attempt to tackle the most pressing development challenges of international community.

Keeping into consideration the MDGs, ECO Member States have been working hard to achieve the Millennium Development Goals. The past two decades in the ECO Region showed remarkable success by some countries in reducing poverty, increasing employment and enrollment rates, improving health conditions, and expanding access to information and technology. Admittedly though, it has to initiate more endeavors to make progress in the areas of gender disparity and environmental sustainability. Since 2006, ECO Member States also started regional cooperation in all 8 goals addressing human development; social, educational, poverty reduction and especially in health related MDGs (goals 4, 5 and 6).

In 2015, world leaders adopted the Sustainable Development Goals (SDGs) as a fresh opportunity to build on the MDGs. This new agenda can also make up for weaknesses in the MDGs, notably in Goal 8 which fell far short of its potential for strengthening a global partnership for development. And where the targets have been missed there has been substantial progress that can serve as a launching pad for the SDGs.

This ECO Staff Paper provides an overview on the status MDGs achievements within ECO Region as well as a statistical account of the relevant regional indicators.

Introduction

Fifteen years ago at the beginning of this century, the United Nations Member States unanimously agreed to forge a commitment, through the Millennium Declaration, to help the poorest to achieve better life by the year 2015. The framework of this commitment was outlined in a set of time-bound common goals and targets embodied in the Millennium Development Goals (MDGs). Progress towards the MDGs was being benchmarked against a set of 21 time-bound targets and 60 indicators addressing extreme poverty and hunger, education, women's empowerment and gender equality, health, environmental sustainability and global partnership. The MDGs were seemingly an attempt to tackle the most pressing development challenges international community is facing.

In September 2015 the world's countries adopted the 17 Sustainable Development Goals (SDGs) at UN headquarters in New York that will guide global development efforts through 2030. SDGs will offer a fresh opportunity to build on the MDGs – completing “unfinished business” in such vital areas as maternal and child mortality, while addressing other major concerns that have risen to the top of the global agenda, notably climate change and rising levels of inequality. The goals are associated with a number of new targets and indicators.

This proposed new agenda can also make up for weaknesses in the MDGs, notably in Goal 8 which fell far short of its potential for strengthening a global partnership for development. The new agenda is both ambitious, more than doubling the eight Millennium Development Goals and more comprehensive. For example, where the first MDG set out to “eradicate extreme poverty and hunger,” its successor SDG takes on these challenges in their entirety: “End poverty in all its forms everywhere” (Goal 1) and “End hunger, achieve food security and improved nutrition, and promote sustainable agriculture” (Goal 2).

Since 2001, countries across the ECO Region have been striving to meet ambitious goals that aimed to improve the lives of their more than 440 million people. As this paper points out, the overall picture seems promising. While the ECO Region has cut that poverty rate by more than two-thirds, the Region has not achieved all the goals and some ECO Member States have made faster progress than others. Although the data largely correspond to 2013/2014, the information at this stage has shown that the MDGs have stimulated inspiring levels of commitment and achievement.

ECO Secretariat has occasionally produced Regional MDGs Reports presenting concise graphical scorecards of achievement, while also highlighting challenges and opportunities for accelerating progress towards the goals. This paper assesses the state of progress on the MDGs, and considers how ECO can shift towards the SDGs.

Although the data for the most recent years are not yet available, the overall picture is already clear. The paper and assessments therein are based on the United Nations global dataset. It should be noted that these data, which are adjusted to be internationally comparable, may for certain countries differ from those published by national statistical offices.

Regional progress

Over the past 15 years, the ECO Region has taken strides in human development. This is reflected in many of the MDGs' indicators. These include measures at the national level in the areas of human development as well as social, educational and health standards. These programmes have resulted in progress in the regional indicators in terms of girls and boys primary schooling; and reduced child and maternal mortality rates.

Goal 1: Eradicate extreme poverty and hunger

Between 1990 and 2015, the proportion of people living on \$1.25 a day or less fell by more than two-thirds, as did the proportion of those without

access to safe drinking water. ECO Member States have contributed towards regional efforts to reduce poverty and promote human develop in the Region.

Table 1- Goal1: Eradicate extreme poverty and hunger

Country	1.25 Per day poverty(%)		Country line poverty (%)		Underweight children (% under age5)	
	Earliest	Latest	Earliest	Latest	Earliest	Latest
Afghanistan	--	--	36/3 (08)	35/8 (11)	44/9 (97)	25/0 (13)
Azerbaijan	25/2 (95)	0/3 (08)	49/6 (01)	5/3 (13)	8/8 (96)	8/4 (06)
Iran	3/9 (90)	1/5 (04)	--	--	13/8 (95)	4/1 (11)
Kazakhstan	4/2 (93)	0/1 (10)	46/7 (01)	2/9 (13)	3/8 (99)	3/7 (10)
Kyrgyzstan	18/6 (93)	5/1 (11)	39/9 (06)	38/0 (12)	2/7 (06)	3/4 (12)
Pakistan	64/7 (91)	12/7 (11)	30/6 (99)	12/4 (11)	39/0 (91)	39/9 (11)
Tajikistan	50/1 (99)	6/5 (09)	96/0 (99)	47/2 (09)	14/9 (05)	12/1 (12)
Turkey	1/8 (94)	0/1 (11)	30/3 (02)	2/3 (12)	8/7 (93)	1/7 (08)
Turkmenistan	63/5 (93)	24/8 (98)	--	--	--	10/5 (00)
Uzbekistan	--	--	17/7 (10)	16/0 (11)	--	4/4 (06)

Although this MDG targets of halving the proportion of people living in extreme poverty and hunger have been fully met in some Member States and partly met in other Member States, the ECO Region is still far from reaching the Goal of eradicating extreme poverty and hunger. Eradicating poverty and hunger remains at the core of the SDGs.

Goal 2: Achieve universal primary education

The Region has also been successful in meeting other targets. Nearly all primary-aged children are enrolled in and complete school, and students at all levels of education benefit from gender parity.

As the Table 2 shows there is enormous progress during the past 15 years in ECO Region. However and despite this progress, achieving universal

primary education target will require renewed attention in the post-2015 era.

Table 2- Goal2: Achieve universal primary education

Country	Primary enrolment (%)		Reaching last grade (%)		Primary completion rate (%)	
	Earliest	Latest	Earliest	Latest	Earliest	Latest
Afghanistan	--	--	--	--	--	--
Azerbaijan	92/0 (91)	89/3 (12)	97/8 (93)	98/2 (11)	95/8 (93)	91/6 (12)
Iran	86/4 (99)	98/5 (13)	97/4 (00)	96/2 (11)	92/7 (00)	102/2 (12)
Kazakhstan	88/6 (00)	85/9 (13)	95/0 (00)	99/3 (12)	94/9 (00)	102/2 (13)
Kyrgyzstan	86/8 (99)	90/5 (12)	94/5 (99)	97/1 (11)	93/6 (99)	97/7 (12)
Pakistan	56/2 (02)	71/9 (13)	--	61/0 (11)	61/2 (05)	71/9 (12)
Tajikistan	93/7 (00)	95/6 (14)	96/7 (99)	98/0 (11)	90/8 (99)	97/6 (12)
Turkey	94/3 (99)	94/0 (12)	--	90/0 (11)	97/7 (04)	101/4 (12)
Turkmenistan	--	--	--	--	--	--
Uzbekistan	--	88/5 (11)	99/5 (99)	98/1 (10)	96/0 (99)	91/8 (11)

Investing in the quality of education and ensuring a sustainable source of funding are essential.

Goal 3: Promote gender equality and empower women

The education of women and girls has a positive multiplier effect on progress across the ECO Region. As illustrated in the Table 3, the greatest improvements have been made in primary education. Today, almost most of ECO Member States have achieved parity.

Table 3- Goal 3: Promote gender equality and empower women

Country	Gender parity index in primary education		Gender parity index in secondary education		Gender parity index in tertiary education	
	Earliest	Latest	Earliest	Latest	Earliest	Latest
Afghanistan	0/34 (93)	0/70 (13)	0/37 (93)	0/55 (13)	0/49 (90)	0/33 (11)
Azerbaijan	0/99 (91)	0/98 (12)	1/00 (91)	0/99 (12)	0/67 (91)	1/05 (12)
Iran	0/92 (90)	0/98 (05)	--	0/95 (12)	0/59 (96)	1/00 (12)
Kazakhstan	1/01 (00)	1/00 (12)	1/03 (00)	0/99 (12)	1/25 (94)	1/43 (12)
Kyrgyzstan	0/96 (96)	0/98 (12)	--	0/99 (11)	1/33 (93)	1/61 (13)
Pakistan	0/68 (02)	0/87 (13)	--	0/74 (13)	0/40 (90)	0/98 (13)
Tajikistan	0/93 (00)	0/99 (14)	0/91 (99)	0/90 (11)	0/43 (99)	0/52 (12)
Turkey	0/93(94)	0/98 (12)	0/71 (97)	0/96 (12)	0/50 (90)	0/85 (12)
Turkmenistan	--	--	--	--	--	0/64 (14)
Uzbekistan	--	0/97 (11)	--	--	0/82 (99)	0/65 (11)

In secondary education, gender parity has been achieved in 2015 in the ECO Region. A majority of the Member States have reached gender parity in primary education, but disparities persist at higher levels.

Health related goals:

On the health front, maternal mortality and under-five mortality rates fell by more than half along with declines in the incidence and prevalence of tuberculosis. Some Member States have done well and achieved targets in child mortality and maternal mortality, while others have made limited progress. The ECO Region has reduced the incidence and prevalence of tuberculosis. However, bringing the goals within the reach in all countries requires increased commitment, determination and sustained action at the national and regional levels.

Goal 4: Reduce child mortality

Statistics show that child mortality rate in the ECO Region has drastically changed. Iran, Kazakhstan and Turkey have successfully achieved the target (Reduce by two thirds the under-five mortality rate between 1990-2015). The progress made by other seven Member States seems insufficient making achievement of MDG4 by the end of 2015 difficult. As shown in Table 4 below, the under-five child mortality rate in Afghanistan, Pakistan, Tajikistan, Turkmenistan and Uzbekistan had not been adequately reduced between 1990 and 2013. The rate of decline in under-five mortality in ECO Central Asian and Caucasus Member States remained insufficient to achieve MDG4.

Table 4- Goal 4: Reduce child mortality

Country	Under - 5 mortality rate (per 1000 live births)		Infant mortality rate (per 1000 live births)	
	Earliest	Latest	Earliest	Latest
Afghanistan	179/1 (90)	97/3 (13)	121/3 (90)	70/2 (13)
Azerbaijan	94/5 (90)	34/2 (13)	75/4 (90)	29/9 (13)
Iran	56/4 (90)	17/6 (13)	43/9 (90)	15/1 (13)
Kazakhstan	54/1 (90)	18/7 (13)	45/8 (90)	16/7 (13)
Kyrgyzstan	70/5 (90)	26/6 (13)	58/0 (90)	23/6 (13)
Pakistan	138/4 (90)	85/9 (13)	105/9 (90)	69/3 (13)
Tajikistan	104/7 (90)	58/3 (13)	82/4 (90)	49/0 (13)
Turkey	73/7 (90)	14/2 (13)	55/2 (90)	12/2 (13)
Turkmenistan	90/4 (90)	52/8 (13)	72/4 (90)	44/8 (13)
Uzbekistan	73/8 (90)	39/6 (13)	60/4 (90)	34/4 (13)

Measles immunization has helped to lower measles deaths significantly. (Table 5) where there has been substantial progress in the most ECO Member States, particularly in Central Asia, Iran and Turkey.

Table5: Children 1 year old immunized against measles (%)

Country	1990	2000	2010	2013
Afghanistan	20	27	62	75
Azerbaijan	-	67	89	98
Iran	85	99	99	99
Kazakhstan	-	99	99	99
Kirgizstan	-	98	99	99
Pakistan	50	59	69	61
Tajikistan	-	88	94	92
Turkey	78	87	97	98
Turkmenistan	-	96	99	99
Uzbekistan	-	99	98	97
ECO	65	70	86	-
ASEAN	70	80	89	-
Developing Countries	74	70	87	-
Developed Countries	76	95	94	-

Despite progress, the Region as a whole has been slow in achieving the Millennium Development Goals targets for child health. And the most ECO Member States failed to attain MDG4. In other word, progress to meet the main target 4 of the Millennium Development Goals was insufficient. Much work therefore remained to be done for the ECO Region to meet Goal 4 of MDGs.

Goal 5: Improve maternal health

In the ECO Region as a whole, there has been a range of improvements in maternal health since 1990. On the other word, ECO Region has made steady progress in reducing the maternal mortality ratio. Iran, Kazakhstan and Turkey achieved this MDG target. In the Region and in 2013, the maternal mortality ratio ranged from levels as high as 400 deaths per 100,000 live births in Afghanistan (levels similar to the African average) to

levels as low as 20 in Turkey. In other word, higher-income countries in the ECO Region had the lowest rates of maternal mortality on average, at 20 deaths per 100,000 live births in 2013.

Among ECO Member States in Central Asia, only Kazakhstan has managed to achieve MDG5. Turkmenistan and Kyrgyz Republic still have a high maternal mortality ratio (60-75 deaths per 100,000 live births). The median annual rate of reduction in the 5 Central Asian ECO countries was over 40 deaths in 2013.

ECO Region is still lagging behind in achieving Millennium Development Goal5 in the areas of maternal mortality, skilled birth attendance, antenatal care and access to sexual and reproductive health. Table 6 presents an overall picture of the maternal mortality situation in the ECO Region.

Table 6- Goal 5: Improve maternal health

Country	Maternal mortality ratio (per 100,000 live births)		Skilled birth attendance (%)		Antenatal care (1 visit)(%)	
	Earliest	Latest	Earliest	Latest	Earliest	Latest
Afghanistan	1200 (90)	400 (13)	14/3(03)	38/6 (11)	16/1 (03)	47/9 (11)
Azerbaijan	60 (90)	26 (13)	97/3 (90)	97/2 (11)	98/3 (97)	91/7 (11)
Iran	83 (90)	23 (13)	86/1 (97)	96/4 (11)	76/5 (97)	96/9 (11)
Kazakhstan	91 (90)	26 (13)	99/0 (90)	99/9 (11)	92/5 (95)	99/2 (11)
Kyrgyzstan	85 (90)	75 (13)	98/1 (97)	99/1 (12)	96/9 (06)	97/0 (12)
Pakistan	400 (90)	170 (13)	18/8 (91)	43/0 (11)	25/6 (91)	60/9 (07)
Tajikistan	68 (90)	44 (13)	90/3 (91)	87/4 (12)	77/1 (05)	78/8 (12)
Turkey	48 (90)	20 (13)	75/9 (93)	91/3 (08)	62/3 (93)	92/0 (08)
Turkmenistan	66 (90)	61 (13)	95/8 (96)	99/5 (06)	98/1 (00)	99/1 (06)
Uzbekistan	66 (90)	36 (13)	97/5 (96)	99/9 (06)	94/9 (96)	99/0 (06)

However, there was major progress in maternal mortality and most countries in the Region saw their rates fall by more than 50 per cent, including those that had the highest rates in 1990 except Kyrgyz Republic and Turkmenistan. The vast majority of maternal deaths are preventable, and stronger actions and bolder policies need to be pursued if the Region as a whole aims to achieve this Goal in post 2015 era.

Goal 6: Combat HIV and AIDS, malaria and other diseases

The HIV epidemic has been stabilizing in the ECO Region. However, new HIV infections and AIDS-related deaths are on the increase in some Member States, and the prevention of new infections among populations at risk remains a key challenge. Between 2007 and 2011, new HIV infections increased in the Region. The AIDS epidemics are growing and young people do not yet possess adequate knowledge about how to protect themselves from the virus. (Table 7)

Access to antiretroviral therapy (ART) for HIV-infected people has been increasing in developing regions, including ECO Region, since 2012. ART has saved many lives since 1995. Expanding its coverage can save many more. In addition, knowledge about HIV among youth needs to be improved to stop the spread of the disease.

Table 7- Goal 6: Combat HIV and AIDS, malaria and other diseases

Country	HIV prevalence (% ages 15-49)		TB incidence rate (per 100,000)		TB prevalence rate (per 100,000)	
	Earliest	Latest	Earliest	Latest	Earliest	Latest
Afghanistan	0/1 (90)	0/1 (13)	198 (90)	189 (12)	306 (90)	340 (12)
Azerbaijan	0/1 (90)	0/2 (13)	305 (90)	95 (12)	744 (90)	124 (12)
Iran	0/1 (90)	0/2 (13)	31 (90)	21 (12)	51 (90)	33 (12)
Kazakhstan	--	--	79 (90)	137 (12)	116 (90)	189 (12)
Kyrgyzstan	0/1 (90)	0/2 (13)	92 (90)	141 (12)	170 (90)	217 (12)
Pakistan	1/1 (90)	0/1 (13)	231 (90)	231 (12)	589 (90)	376 (12)

Tajikistan	0/1 (90)	0/3 (13)	70 (90)	108 (12)	121 (90)	160 (12)
Turkey	--	--	52 (90)	22 (12)	51 (90)	23 (12)
Turkmenistan	--	--	95 (90)	75 (12)	152 (90)	99 (12)
Uzbekistan	0/1 (90)	0/2 (13)	125 (90)	78 (12)	262 (90)	135 (12)

As regards malaria and other diseases in ECO Region, the greatest progress has been achieved with regard to tuberculosis and malaria. The mortality rate from tuberculosis was 11.6 cases per 100,000 people in 2011 (compared to 13.5 per 100,000 people in 2000) and the incidence of malaria cases was 0.8 per 100,000 people in 2011, compared to 80-132 cases per 100,000 in 2002. ECO Member States in Central Asia experienced the greatest reduction in the incidence of TB between 2000 and 2011 (45 percent). Table 7 indicates the HIV prevalence and TB incidence rate in the ECO Member States.

Goal 7: Ensure environmental sustainability

Among the environmental targets, the ECO Region has maintained the proportion of land covered by forests and protected area. ECO has also reduced CO2 emissions per unit of GDP. Regarding the access to safe drinking water, half of the ECO countries met the target and half of them are expected to meet the target. Around 82 per cent of the ECO population access to basic sanitation.

Table 8- Goal 7: Ensure environmental sustainability

Country	Forest cover (% land area)		Protected area (% territorial area)		CO2 emissions per GDP (kg CO2 per \$1 GDP) (ppp)		Safe drinking water (% population)		Basic sanitation (% population)	
	Earliest	Latest	Earliest	Latest	Earliest	Latest	Earliest	Latest	Earliest	Latest
Afghanistan	2/1 (90)	2/1 (10)	0/37 (90)	0/37 (12)	0/021 (02)	0245 (10)	5 (91)	64 (12)	21 (91)	29 (12)
Azerbaijan	11/3 (90)	11/3 (10)	6/20 (90)	7/36 (12)	2/205 (92)	0/567 (10)	70 (90)	80 (12)	63 (94)	82 (12)

Iran	6/8 (90)	6/8 (10)	5/4 (90)	6/96 (12)	0/621 (90)	0/755 (09)	92 (90)	96 (12)	71 (90)	89 (12)
Kazakhstan	1/2 (90)	1/2 (10)	2/45 (90)	3/32 (12)	2/675 (92)	1/396 (10)	94 (90)	93 (12)	96 (90)	97 (12)
Kyrgyzstan	4/4 (90)	5/0 (10)	6/36 (90)	6/33 (12)	1/235 (92)	0/580 (10)	73 (90)	88 (12)	91 (90)	92 (12)
Pakistan	3/3 (90)	2/2 (10)	9/81 (90)	10/56 (12)	0/378 (90)	0/388 (10)	85 (90)	91 (12)	27 (90)	48 (12)
Tajikistan	2/9 (00)	2/9 (10)	1/94 (90)	4/77 (12)	0/697 (92)	0/215 (10)	58 (93)	72 (12)	90 (93)	94 (12)
Turkey	12/6 (90)	14/7 (10)	1/79 (90)	2/11 (12)	0/333 (90)	0/326 (10)	85 (90)	100 (12)	84 (90)	91 (12)
Turkmenistan	8/8 (00)	8/8 (10)	2/99 (90)	3/18 (12)	1/543 (92)	1/433 (10)	86 (94)	71 (12)	98 (90)	99 (12)
Uzbekistan	7/2 (90)	7/7 (10)	2/12 (90)	3/35 (12)	3/142 (92)	1/328 (10)	90 (90)	87 (12)	84 (90)	100 (12)

ECO Member States in Caucasus and Central Asia have cut in half the proportion of the population without access to improved sanitation.

Conclusion

Table 9 shows the aggregate outcome for the ECO Member States. At the end of 2015, the ECO Region as a whole was expected to reach the target in 13 of the 21 indicators tracked for this paper. One of the greatest successes has been for poverty. The MDG target was to halve the poverty rate, and of the countries in the Region with sufficient data, all except one are expected to meet this target. ECO countries also are to ensure universal enrolment, primary completion, and gender parity in primary schools, and to halve those without access to safe drinking water.

Some countries are not reducing the incidence of drop-out and are not expected to achieve gender parity in secondary and tertiary education. For a number of other indicators, the Region failed to hit the targets and made slow progress.

Table 9- ECO Member States on - and off - track for the MDGs

Goal	1	2	3	4	5	6	7																
Target	\$ 1.25 per day poverty	Country line poverty	Under weight children	Primary enrolment	Reaching last grade	Primary completion	Gender primary	Gender secondary	Gender tertiary	Under - 5 mortality	Infant mortality	Maternal mortality	Skilled birth attendance	Antenatal care (1 visit)	HIV prevalence	TB incidence	TB prevalence	Forest cover	Protected area	CO2 emissions per GDP	Safe drinking water	Basic sanitation	
Country																							
Afghanistan	Slow	On Track								Off track	Slow	Slow	Slow	Slow	Slow	On Track	On Track	On Track	On Track	On Track	On Track	On Track	On Track
Azerbaijan	On Track	On Track	Slow	Slow	On Track	Off track	On Track	On Track	On Track	On Track	On Track	On Track	On Track	On Track	Off track	On Track	On Track	On Track	On Track	On Track	On Track	On Track	On Track
Iran	On Track	On Track	On Track	On Track	On Track	On Track	On Track	On Track	On Track	On Track	On Track	On Track	On Track	On Track	On Track	On Track	On Track	On Track	On Track	On Track	On Track	On Track	On Track
Kazakhstan	On Track	On Track	Off track	Off track	On Track	On Track	On Track	On Track	On Track	On Track	On Track	On Track	On Track	On Track	On Track	On Track	On Track	On Track	On Track	On Track	Off track	Off track	Off track
Kyrgyzstan	On Track	Off track	Off track	Slow	On Track	On Track	On Track	On Track	On Track	On Track	On Track	On Track	On Track	On Track	Off track	On Track	On Track	On Track	On Track	Off track	Off track	On Track	Off track
Pakistan	On Track	On Track	Slow	Slow	Off track	Slow	Off track	On Track	On Track	On Track	On Track	On Track	On Track	On Track	On Track	On Track	On Track	Off track	On Track	On Track	On Track	On Track	On Track
Tajikistan	On Track	On Track	Slow	On Track	On Track	On Track	On Track	On Track	On Track	On Track	On Track	On Track	On Track	Off track	Off track	On Track	On Track	On Track	On Track	On Track	On Track	On Track	On Track
Turkey	On Track	On Track	On Track	On Track	Off track	On Track	On Track	On Track	On Track	On Track	On Track	On Track	On Track	On Track	On Track	On Track	On Track	On Track	On Track	On Track	On Track	On Track	On Track
Turkmenistan	On Track									Slow	Slow	Slow	On Track	On Track	On Track	On Track	On Track	On Track	On Track	On Track	On Track	On Track	On Track
Uzbekistan		On Track	Slow	Off track	On Track	Off track	Off track	Off track	Off track	Off track	Off track	Off track	On Track	On Track	On Track	On Track	On Track	On Track	On Track	On Track	On Track	On Track	On Track

- **Early Achiever:** Already achieved the 2015 target
- ▶ **On Track:** Expected to meet the target at the end of 2015
- ◻ **Slow:** Expected to meet the target, but after 2015
- ◀ **Off track (no progress/regressing) :** Stagnating or slipping backwards

In ECO Region, only three countries have met the targets for maternal, child or infant mortality. All ECO countries have achieved the required progress in TB prevalence and the extent of protected areas. However, for some indicators, including those related to malnutrition and primary

completion, more than half of ECO Member States achieved the targeted reductions.

6 ECO countries also achieved gender equality at the tertiary level and 7 Member States could not meet any of the primary education goals. ECO Member States in Central Asia achieved the full range of education indicators – having ensured that all children who start primary school reach the last grade without interruption. These Member States also achieved universal antenatal care. Central Asian Member States, however, could not meet the goal for safe drinking water.

Afterword

Although significant achievements have been made on many of the MDG targets in ECO Region, progress has been uneven across region and Member States still leave many targets to follow up for human development in post 2015 era. Targeted efforts will be needed to reach the most vulnerable people.

The world community adopted the Sustainable Development Goals (SDGs) in September 2015 in New York. It is the only path to ensure that the new development agenda leaves no one behind. In line with global efforts to remedy the non-achieved progress and to make alternative/supplementary arrangements, ECO needs to begin aligning its agenda with the trending processes at the global level.

Adoption of the SDGs has provided a timely opportunity for the ECO Member States to identify the needs and requirements for a better post-2015 regional sustainable development situation and to develop the optimal approach and to define measures, including a time-bound plan for action, for enhanced cooperation in this areas, aligning with the global trend.

In the years ahead sustainable development will need to be financed from a more diverse range of sources – public, private and joint financing options,

both domestic and international, recognizing not only the need to move more funds towards financing investments in sustainable development but also to build capacities and mechanisms to help countries attract money from all possible sources. Achieving these new ambitions will require political commitment, as well as significant financial resources. Data availability will be a crucial issue for tracking progress in SDGs.

Thus, ECO Member States should embark on SDGs process and focus on their achievement. Three major steps need to be taken for implementing the SDGs in ECO Region:

- Defining clear priority development objectives for the Region;
- Designing policies and assessing their cost-effectiveness for achieving the priority objectives;
- Collecting relevant data for monitoring the impact of these policies.

Furthermore, exchanging experiences, best practices and lessons learned among Member States within the Region will be of great impact. Strengthening statistical capacity is the foundation for monitoring progress of the SDGs. Real-time data are needed to deliver better and faster decisions.

References:

<http://mdgs.un.org/unsd/mdg/Data.aspx>.

<http://www.undp.org/content/undp/en/home/librarypage/mdg/the-millennium-development-goals-report-2015.html>, The Millennium Development Goals Report 2015.

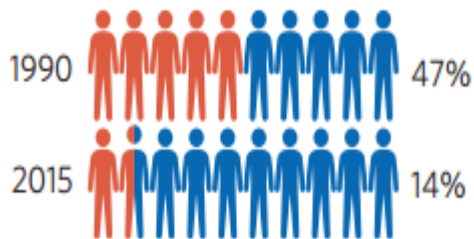
http://www.worldbank.org/mdgs/?qterm_test=MDGs+statistical, World Bank.

<http://www.unescap.org/publications?page=6>, Asia-Pacific Regional MDGs Report 2014/15.

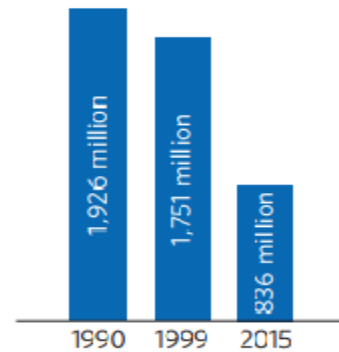
MDGs Achievements in the World 1990-2015¹

Goal 1: Eradicate Extreme Poverty and Hunger

Extreme poverty rate in developing countries

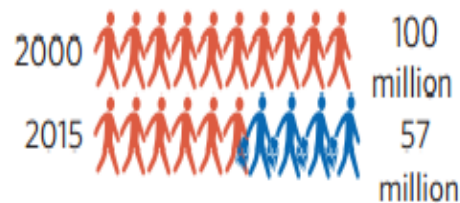


Global number of extreme poor

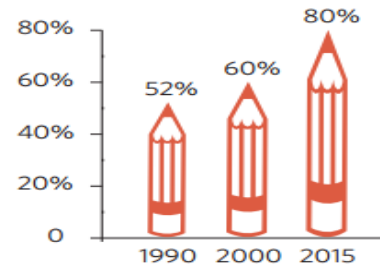


Goal 2: Achieve Universal Primary Education

Global out-of-school children of primary school age



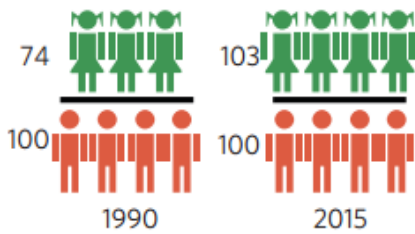
Primary school net enrolment rate in sub-Saharan Africa




¹ - This part has been borrowed from The Millennium Development Goals Report 2015, United Nations, 2015.

Goal 3: promote Gender Equality and Empower women

Primary school enrolment ratio in Southern Asia




90% of countries have more women in parliament since 1995

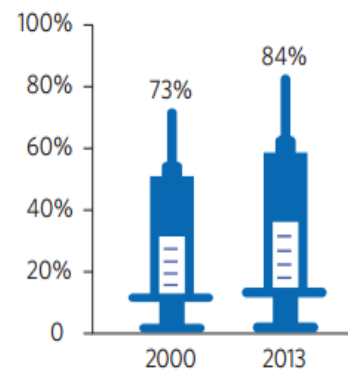


Goal 4: Reduce Child Mortality

Global number of deaths of children under five

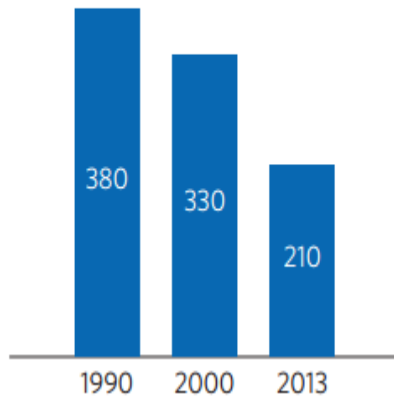


Global measles vaccine coverage

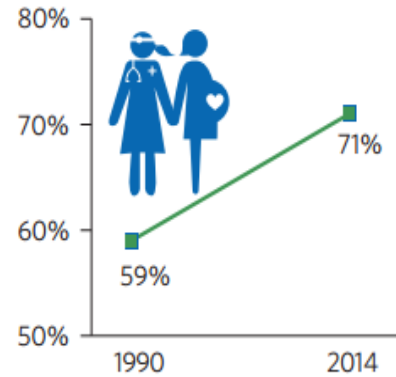


Goal 5: Improve Maternal Health

Global maternal mortality ratio (deaths per 100,000 live births)

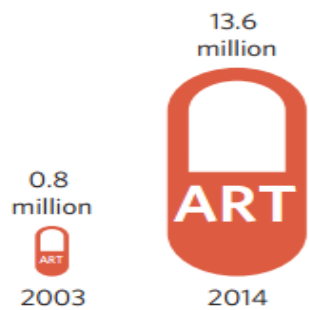


Global births attended by skilled health personnel




Goal 6: Combat HIV/AIDS, Malaria and Other Diseases

Global antiretroviral therapy treatment




Number of insecticide-treated mosquito nets delivered in sub-Saharan Africa, 2004-2014



Goal 7: Ensure Environmental Sustainability

1.9 billion people have gained access to piped drinking water since 1990

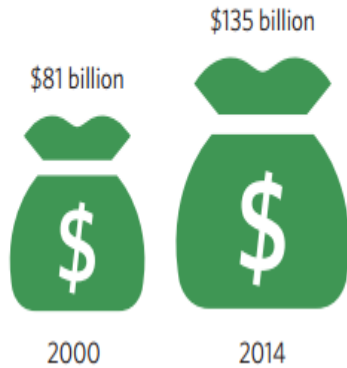


98% of ozone-depleting substances eliminated since 1990



Goal 8: Develop a Global Partnership for Development

Official development assistance



Global Internet penetration

